

Michigan Population Trends

Eric Guthrie PhD
State Demographer

October 16, 2019

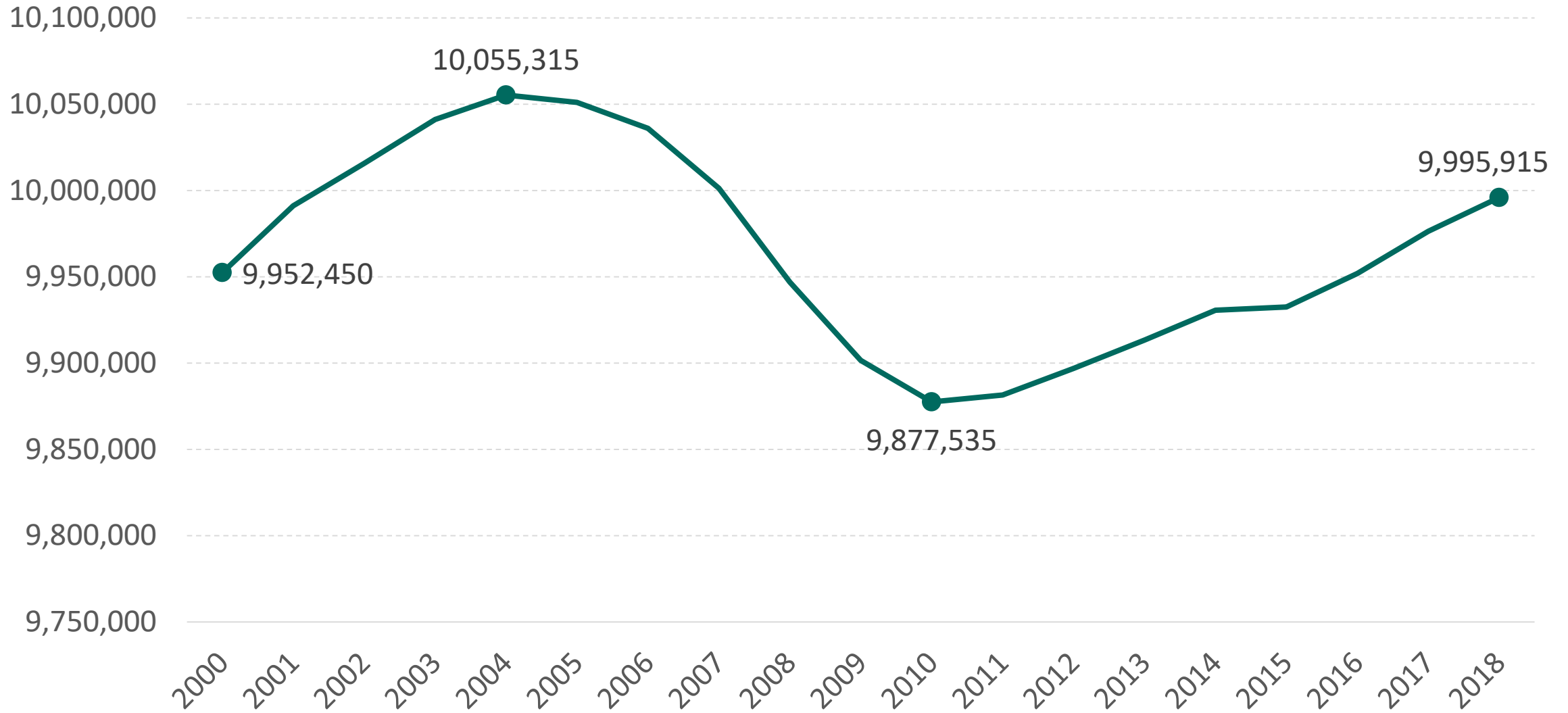


- Michigan's liaison with the U.S. Census Bureau for most programs including population estimates, projections, data dissemination and the decennial census
- Advisor to state leaders, businesses, non-profits, the media, and the general public on issues related to population and the Census
- Lead for the State Data Center (SDC)

Subscribe to the Bureau's Listserv for updates

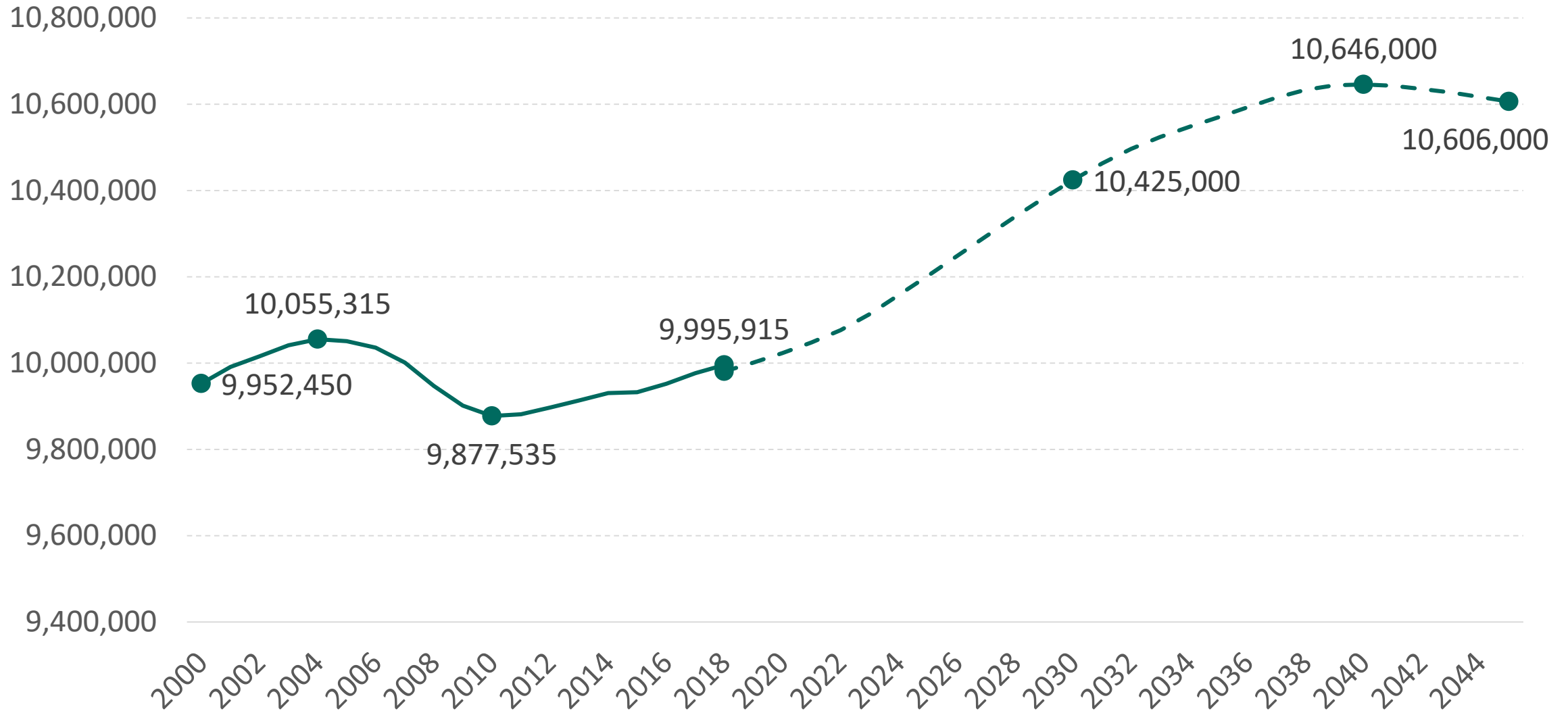
- I send out updates when there is a significant data release from the Census Bureau
- The Bureau of Labor Market Information & Strategic Initiatives also sends out regular updates on a wealth of topics
- You can sign up for those updates and pick what topics interest you at: <https://public.govdelivery.com/accounts/MIDEPTTMB/subscriber/new>

Michigan Population



Source: U.S. Census Bureau, Population Estimates Program

Michigan Historic and Projected Population



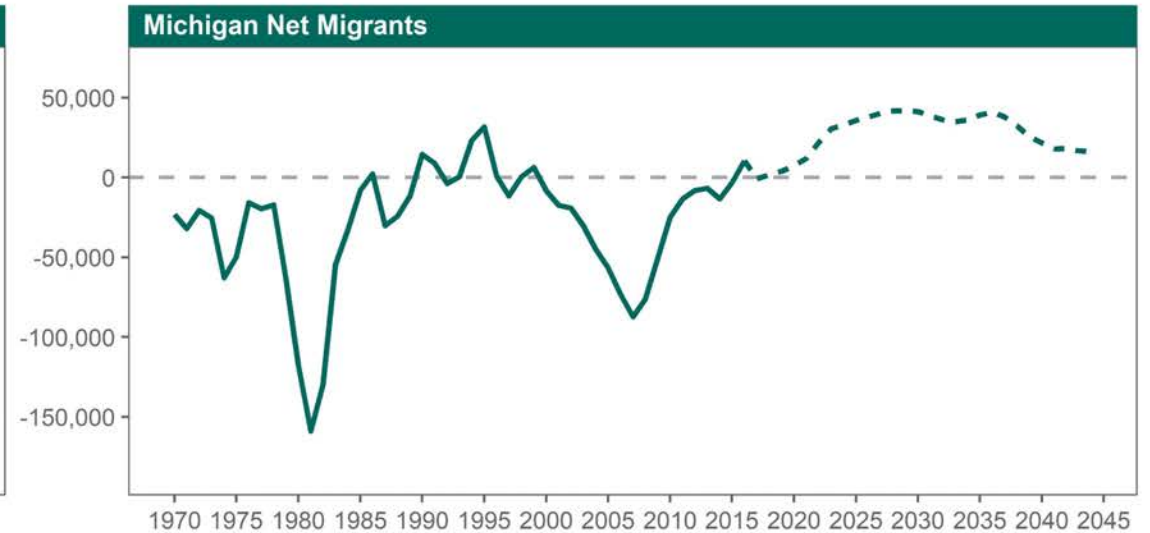
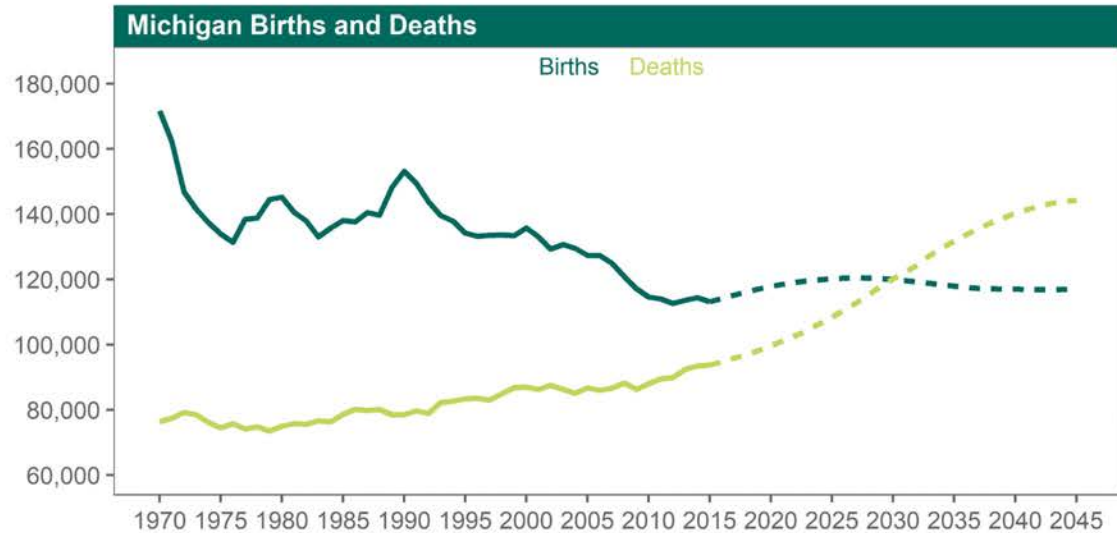
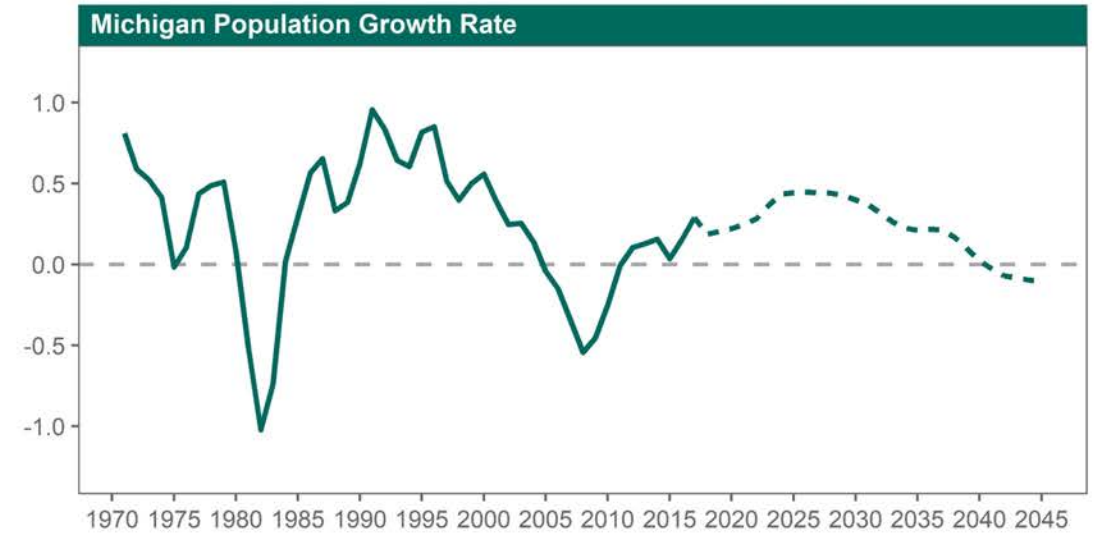
Source: U.S. Census Bureau, Population Estimates Program; DTMB, Labor Market Information & Strategic Initiatives, 2045 Population Projections

How Populations Change

- There are only three things that affect a population size over time:
 - Births
 - Deaths
 - Migration

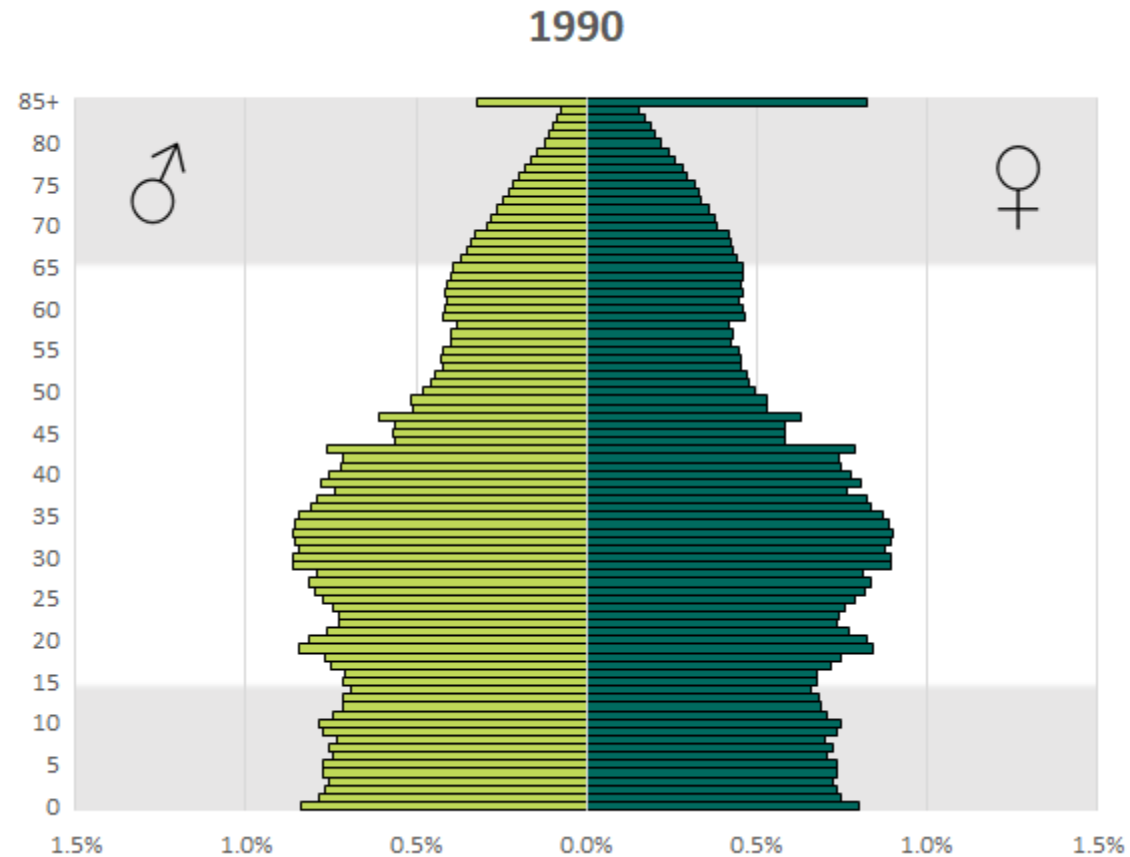
$$\text{Population}_2 = \text{Population}_1 + \underbrace{\text{Births} - \text{Deaths}}_{\text{Natural Change}} + \underbrace{(\text{In-migration} - \text{Out-migration})}_{\text{Net Migration}}$$

Michigan Population and Components of Change



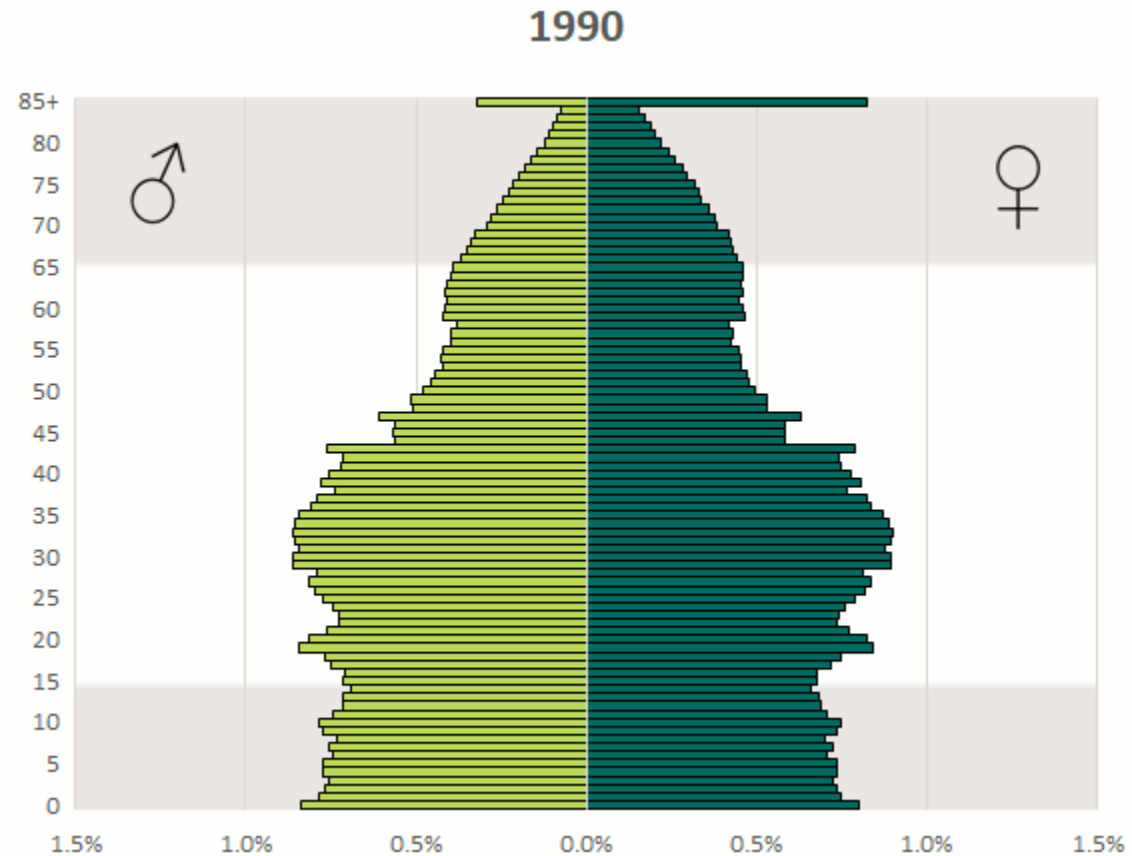
Source: DTMB, Labor Market Information & Strategic Initiatives, 2045 Population Projections

Michigan Age Structure



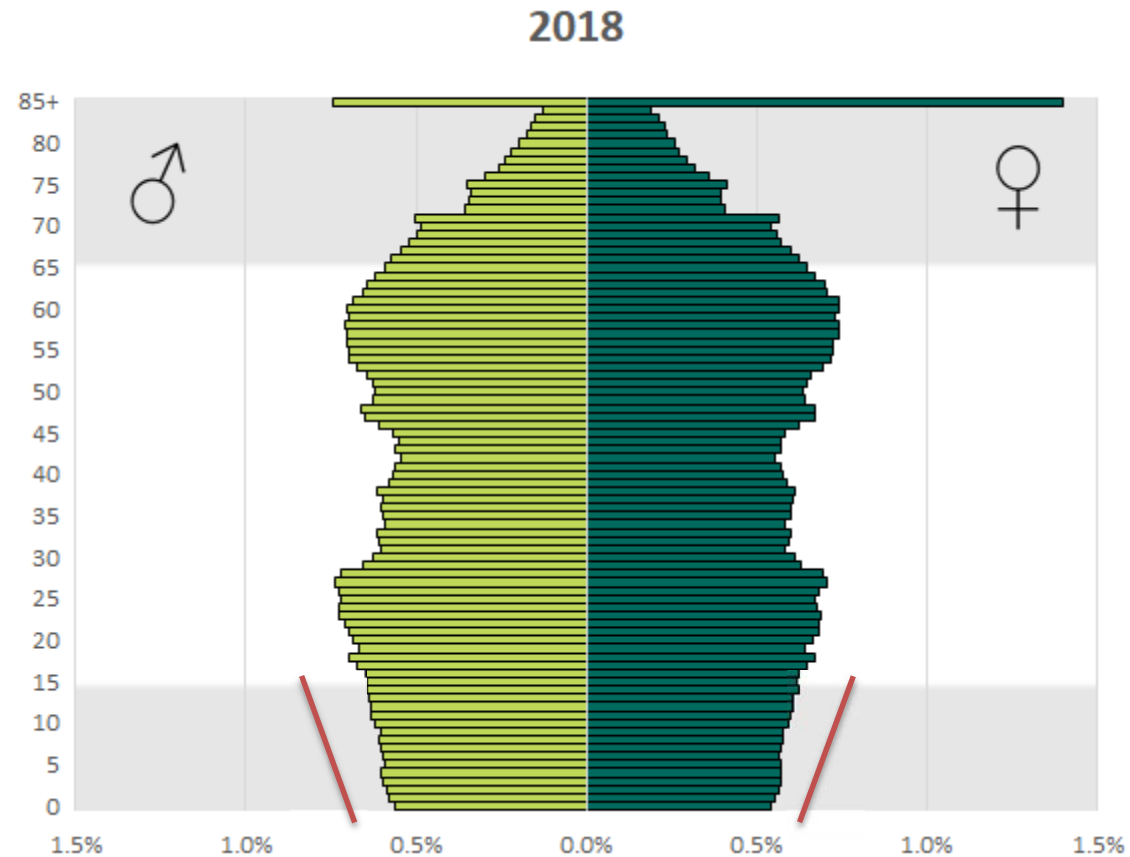
Source: U.S. Department of Health and Human Services, Centers for Disease Control and Prevention (CDC), National Center for Health Statistics (NCHS)

Michigan Age Structure



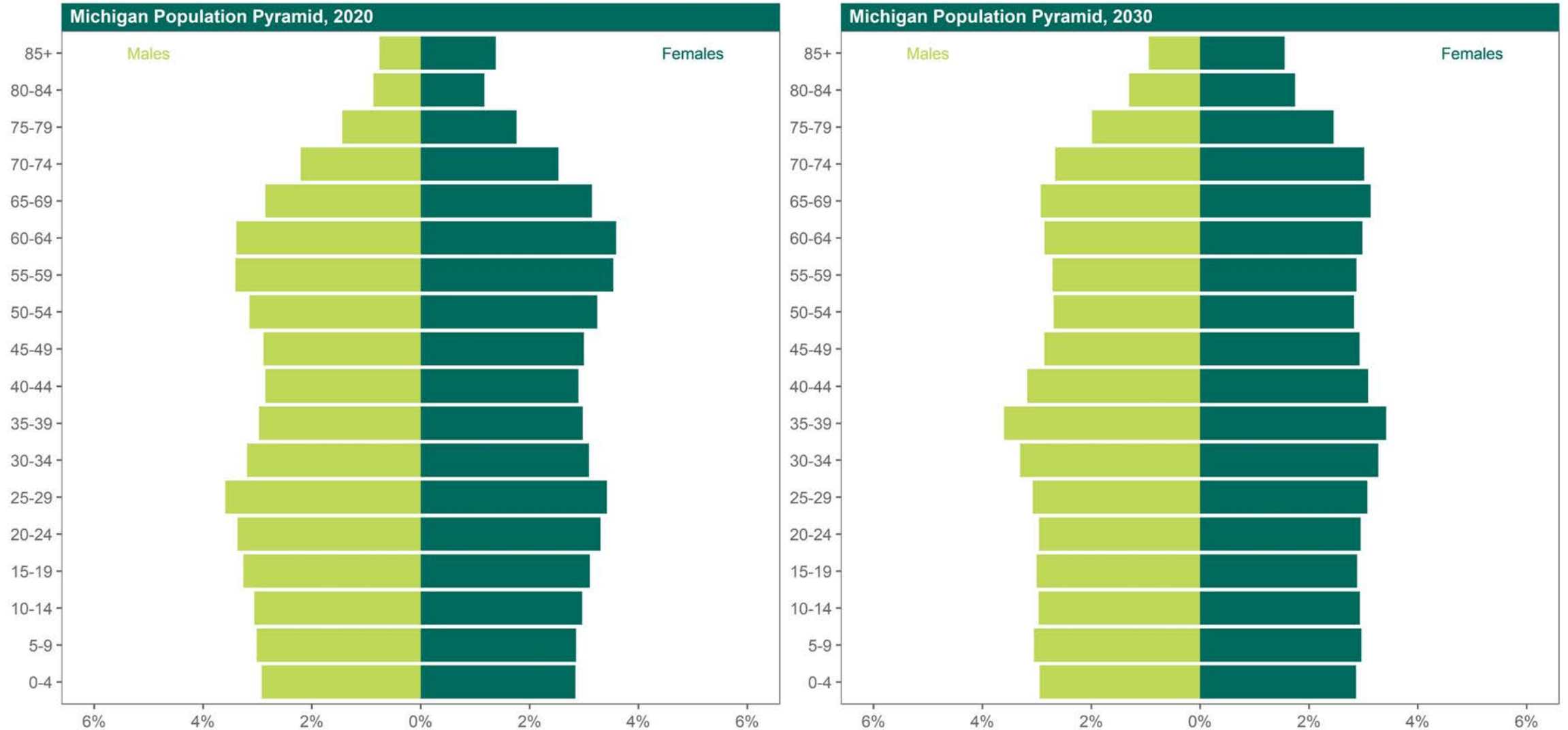
Source: U.S. Department of Health and Human Services, Centers for Disease Control and Prevention (CDC), National Center for Health Statistics (NCHS)

Michigan Age Structure



Source: U.S. Department of Health and Human Services, Centers for Disease Control and Prevention (CDC), National Center for Health Statistics (NCHS)

Projected Population Structure



Source: DTMB, Labor Market Information & Strategic Initiatives, 2045 Population Projections

Where to Get Projections Data from the State of Michigan



Michigan Bureau of Labor Market Information and Strategic Initiatives

Home Data Tools Industries Wages Occupations Employment / Unemployment Projections Population Research

[Return to Categories](#) To Download Table Data Click on the Table then Select Download.

Undo Redo Revert Refresh Pause Share Download

Population Projections

Area Type: State Area: Michigan Sex: Total Age: (All) [Download full data set](#)

Area	Sex		Year					
			2020	2025	2030	2035	2040	2045
Michigan	Total	Total	10,023,422	10,202,350	10,424,509	10,569,984	10,646,089	10,606,197
		0 to 4	577,702	600,374	605,665	597,726	589,247	586,529
		5 to 9	588,455	597,506	626,821	631,352	622,726	608,086
		10 to 14	604,056	600,479	615,371	644,050	647,912	633,953
		15 to 19	637,950	612,292	613,685	628,077	656,160	655,521
		20 to 24	668,289	635,696	615,975	616,300	629,503	651,860
		25 to 29	703,155	661,322	641,109	619,904	618,735	620,469
		30 to 34	629,440	716,753	685,983	664,917	642,767	631,883
		35 to 39	595,854	637,641	731,920	700,663	678,910	650,005
		40 to 44	576,612	604,982	652,677	745,413	713,806	686,539
		45 to 49	590,115	570,838	603,907	650,484	741,290	705,480
		50 to 54	640,587	585,624	575,500	607,360	652,479	737,140
		55 to 59	696,393	627,140	582,152	568,088	598,331	637,943
		60 to 64	699,203	670,699	608,854	565,253	551,521	576,374
		65 to 69	601,391	654,989	631,862	573,462	531,913	515,846
		70 to 74	474,771	540,723	591,841	570,318	517,122	476,661
		75 to 79	321,077	404,573	463,011	506,504	487,437	440,272
		80 to 84	204,568	251,159	317,981	363,381	396,751	380,392
		85+	213,796	225,551	260,187	316,754	369,473	411,235

Questions?

Eric A. Guthrie, PhD
State Demographer
Department of Technology, Management & Budget
Bureau of Labor Market Information & Strategic Initiatives
Victor Office Building
201 N. Washington Square
5th Floor
Lansing, MI 48913
(517) 241-8667
GuthrieE@Michigan.gov